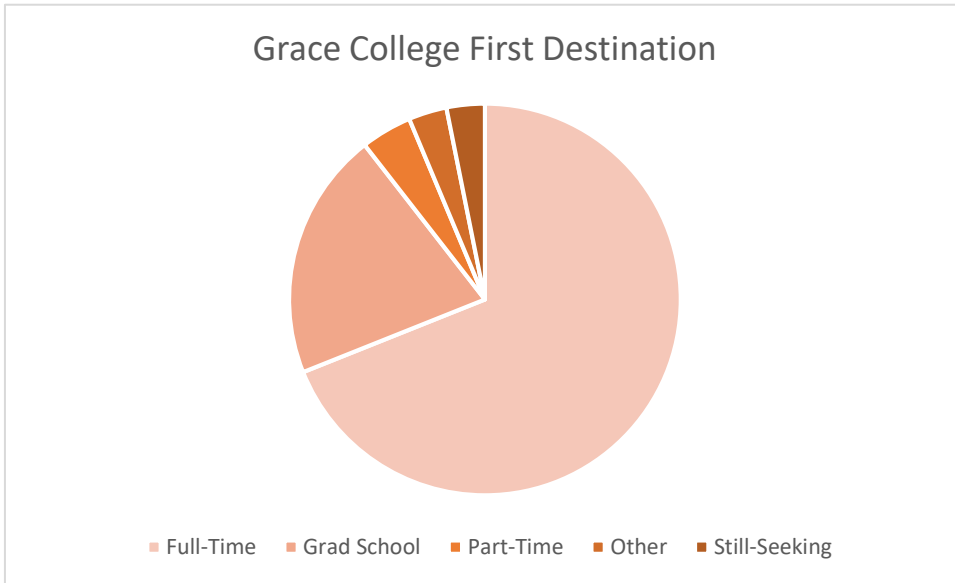


Grace College
2022
FIRST DESTINATIONS REPORT

Undergraduate



| 2022 | |
|---------------------|-----|
| Number of Responses | 190 |
| Level of Excellence | 90% |
| Level of Success | 96% |
| Full-Time | 70% |
| Grad School | 21% |
| Part Time | 4% |
| Other | 2% |
| Still-Seeking | 3% |

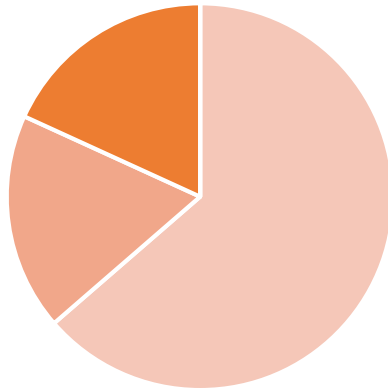
The following is a list of definitions pertaining to the charts listed below.

The **Level of Excellence** is derived from graduates who reported being Full-Time Employed as well as those who are attending Graduate School, while **Level of Success** also includes graduates who are Part-Time Employed, in Post-graduate internships and fellowships, military, as well as missions or other service experience.

Respondents were only given one choice in response and therefore the resulting charts indicate the “type” of post-graduate activity they deem most relevant to them. Because a number of graduates major in more than one discipline, results are a duplicated count, including graduate results from each identified major. The **Number of Responses** is the total number of graduates who responded to the survey identified as representing a particular department. **Full-Time** refers to the number of graduates in that department who obtained a full-time position (30+ hours per week) after graduation; those who selected **Part-Time** obtained a position of less than thirty (30) hours per week. **Graduate School** refers to the graduates who applied and were accepted into, or were planning to attend, graduate school. Other is a culmination of additional categories, including: **Post-Graduate Internship or Fellowship, Mission, other service experience, not seeking, and Military Service.**

Finally, those who referred to themselves as **Still-Seeking Employment** were the graduates who responded to the survey, but have yet to realize an identifiable first destination within six months of graduation. Data was collected via a self-report survey, research from LinkedIn and Facebook media platforms.

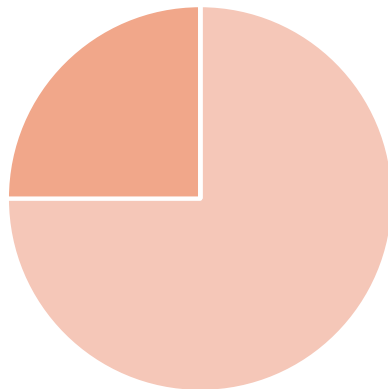
Art Department



■ Full-Time ■ Grad School ■ Part Time ■ Other ■ Still-Seeking

| 2022 | |
|---------------------|---------|
| Number of Responses | 11 |
| Level of Excellence | 82% |
| Level of Success | 100% |
| Full-Time | 7 / 64% |
| Grad School | 2 / 18% |
| Part Time | 2 / 18% |
| Other | 0 / 0% |
| Still-Seeking | 0 / 0% |

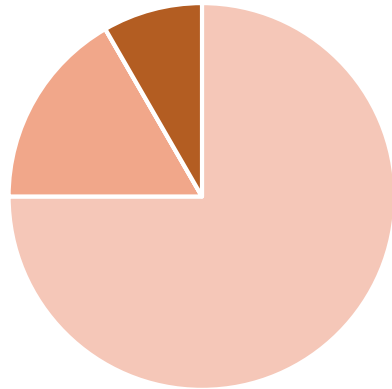
History & Political Science



■ Full-Time ■ Grad School ■ Part Time ■ Other ■ Still-Seeking

| 2022 | |
|---------------------|---------|
| Number of Responses | 4 |
| Level of Excellence | 100% |
| Level of Success | 100% |
| Full-Time | 3 / 75% |
| Grad School | 1 / 25% |
| Part Time | 0 / 0% |
| Other | 0 / 0% |
| Still-Seeking | 0 / 0% |

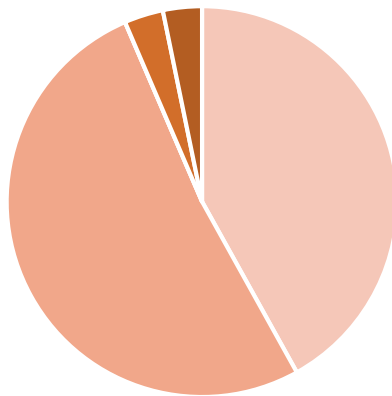
Language, Literature, & Communication



■ Full-Time ■ Grad School ■ Part Time ■ Other ■ Still-Seeking

| 2022 | |
|---------------------|---------|
| Number of Responses | 12 |
| Level of Excellence | 92% |
| Level of Success | 92% |
| Full-Time | 9 / 75% |
| Grad School | 2 / 17% |
| Part Time | 0 / 0% |
| Other | 0 / 0% |
| Still-Seeking | 1 / 8% |

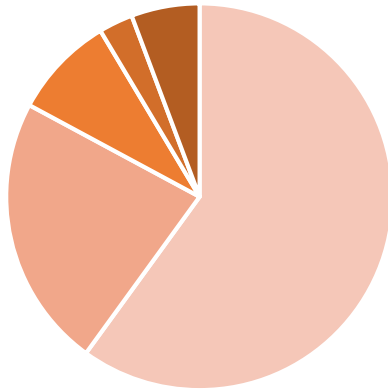
Math & Science



■ Full-Time ■ Grad School ■ Part-Time ■ Other ■ Still-Seeking

| 2022 | |
|---------------------|----------|
| Number of Responses | 31 |
| Level of Excellence | 94% |
| Level of Success | 97% |
| Full-Time | 13 / 42% |
| Grad School | 16 / 52% |
| Part Time | 0 / 0% |
| Other | 1 / 3% |
| Still-Seeking | 1 / 3% |

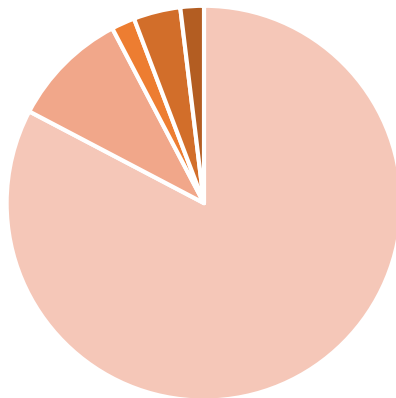
Behavioral Science



■ Full-Time ■ Grad School ■ Part-Time ■ Other ■ Still-Seeking

| 2022 | |
|---------------------|----------|
| Number of Responses | 35 |
| Level of Excellence | 83% |
| Level of Success | 94% |
| Full-Time | 21 / 60% |
| Grad School | 8 / 23% |
| Part Time | 3 / 9% |
| Other | 1 / 3% |
| Still-Seeking | 2 / 5% |

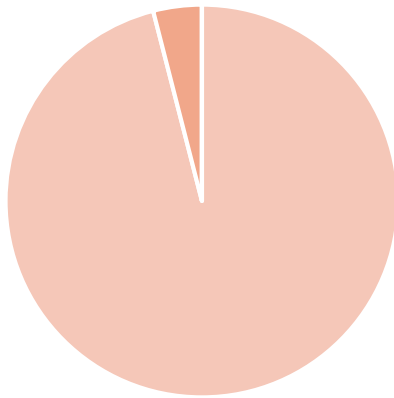
Business



■ Full-Time ■ Grad School ■ Part-Time ■ Other ■ Still-Seeking

| 2022 | |
|---------------------|----------|
| Number of Responses | 52 |
| Level of Excellence | 92% |
| Level of Success | 98% |
| Full-Time | 43 / 83% |
| Grad School | 5 / 10% |
| Part Time | 1 / 2% |
| Other | 2 / 3% |
| Still-Seeking | 1 / 2% |

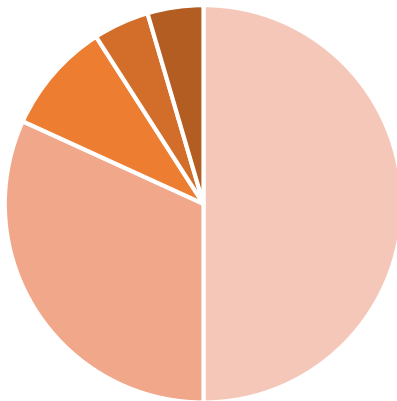
Education



■ Full-Time ■ Grad School ■ Part-Time ■ Other ■ Still-Seeking

| 2022 | |
|---------------------|----------|
| Number of Responses | 25 |
| Level of Excellence | 100% |
| Level of Success | 100% |
| Full-Time | 24 / 96% |
| Grad School | 1 / 4% |
| Part Time | 0 / 0% |
| Other | 0 / 0% |
| Still-Seeking | 0 / 0% |

Ministry Studies



■ Full-Time ■ Grad School ■ Part-Time ■ Other ■ Still-Seeking

| 2022 | |
|---------------------|----------|
| Number of Responses | 22 |
| Level of Excellence | 82% |
| Level of Success | 95% |
| Full-Time | 11 / 50% |
| Grad School | 7 / 32% |
| Part Time | 2 / 10% |
| Other | 1 / 4% |
| Still-Seeking | 1 / 4% |