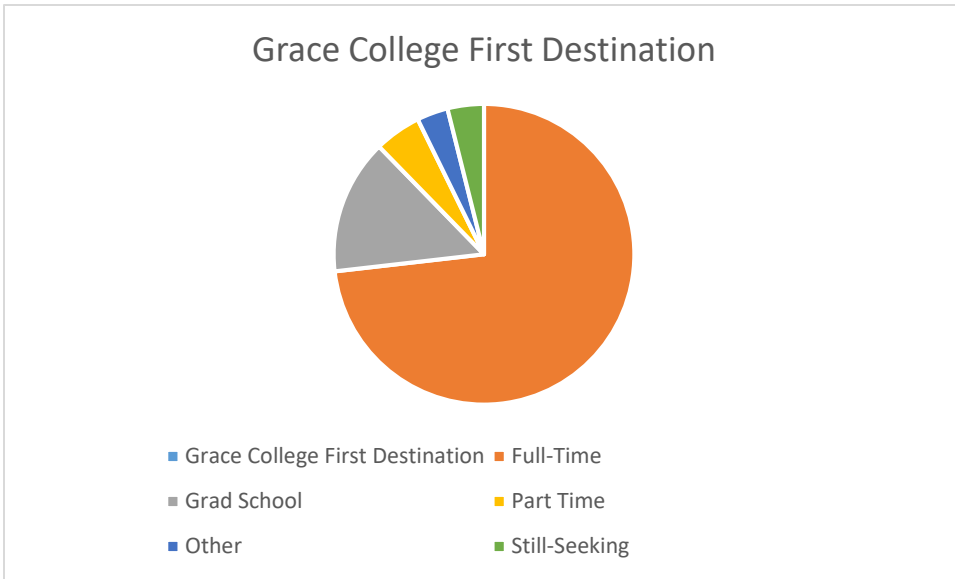


Grace College
2020
FIRST DESTINATIONS REPORT

Undergraduate

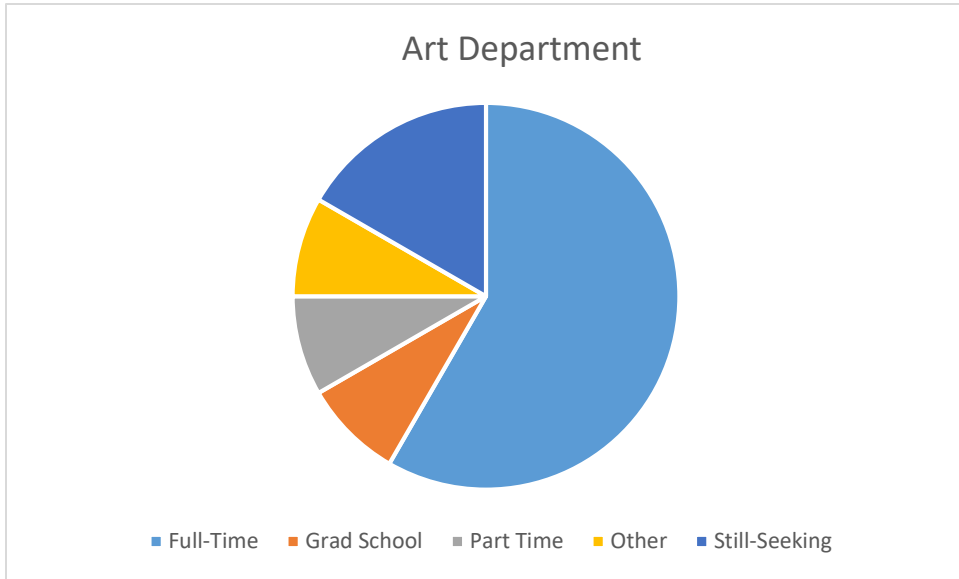


2020	
Number of Responses	180
Level of Excellence	88%
Level of Success	96%
Full-Time	131 / 73%
Grad School	26 / 14.5%
Part Time	9 / 5%
Other	6 / 3%
Still-Seeking	7 / 4%

The following is a list of definitions pertaining to the charts listed below.

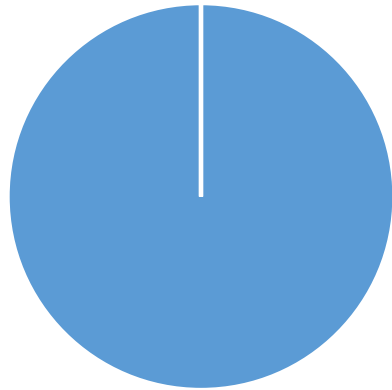
The **Level of Excellence** is derived from graduates who reported being Full-Time Employed as well as those who are attending Graduate School, while **Level of Success** also includes graduates who are Part-Time Employed, in Post-graduate internships and fellowships, military, as well as missions or other service experience. Respondents were only given one choice in response and therefore the resulting charts indicate the “type” of post-graduate activity they deem most relevant to them. Because a number of graduates major in more than one discipline, results are a duplicated count, including graduate results from each identified major. The **Number of Responses** is the total number of graduates who responded to the survey identified as representing a particular department. **Full-Time** refers to the number of graduates in that department who obtained a full-time position (30+ hours per week) after graduation; those who selected **Part-Time** obtained a position of less than thirty (30) hours per week. **Graduate School** refers to the graduates who applied and were accepted into, or were planning to attend, graduate school. Other is a culmination of additional categories, including: **Post-Graduate Internship or Fellowship, Mission, other service experience, not seeking, and Military Service**. Finally, those who referred to themselves as **Still-Seeking Employment** were the graduates who responded to the survey, but have yet to realize an identifiable first destination within six months of graduation. Data was collected via a self-report survey, research from LinkedIn and Facebook media platforms.

2020



Number of Responses	12
Level of Excellence	67%
Level of Success	83%
Full-Time	7 / 58%
Grad School	1 / 8%
Part Time	1 / 8%
Other	1 / 8%
Still-Seeking	2 / 17%

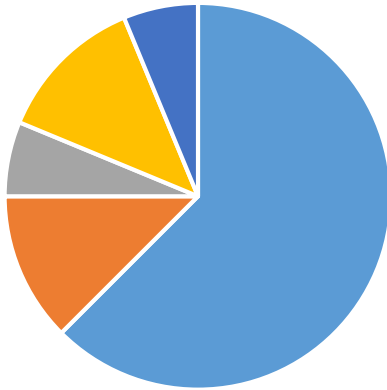
History & Political Science



■ Full-Time ■ Grad School ■ Part Time ■ Other ■ Still-Seeking

2020	
Number of Responses	2
Level of Excellence	100%
Level of Success	100%
Full-Time	2 / 100%
Grad School	0 / 0%
Part Time	0 / 0%
Other	0 / 0%
Still-Seeking	0 / 0%

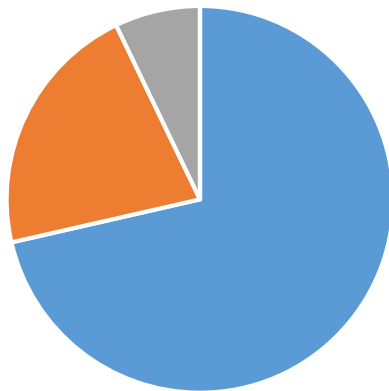
Languages, Literature, and Communication



■ Full-Time ■ Grad School ■ Part Time ■ Other ■ Still-Seeking

2020	
Number of Responses	10
Level of Excellence	60%
Level of Success	90%
Full-Time	4 / 40%
Grad School	2 / 20%
Part Time	1 / 10%
Other	2 / 20%
Still-Seeking	1 / 10%

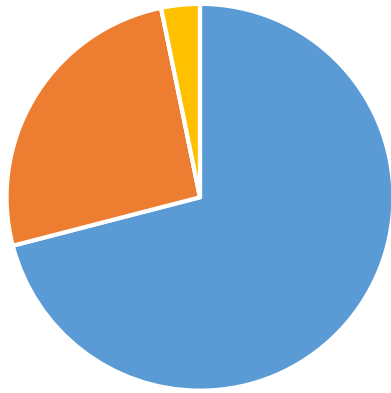
Math & Science



■ Full-Time ■ Grad School ■ Part Time ■ Other ■ Still-Seeking

2020	
Number of Responses	28
Level of Excellence	93%
Level of Success	100%
Full-Time	20 / 72%
Grad School	6 / 21%
Part Time	2 / 7%
Other	0 / 0%
Still-Seeking	0 / 0%

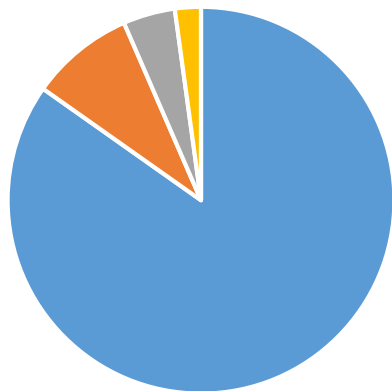
Behavioral Science



■ Full-Time ■ Grad School ■ Part Time ■ Other ■ Still-Seeking

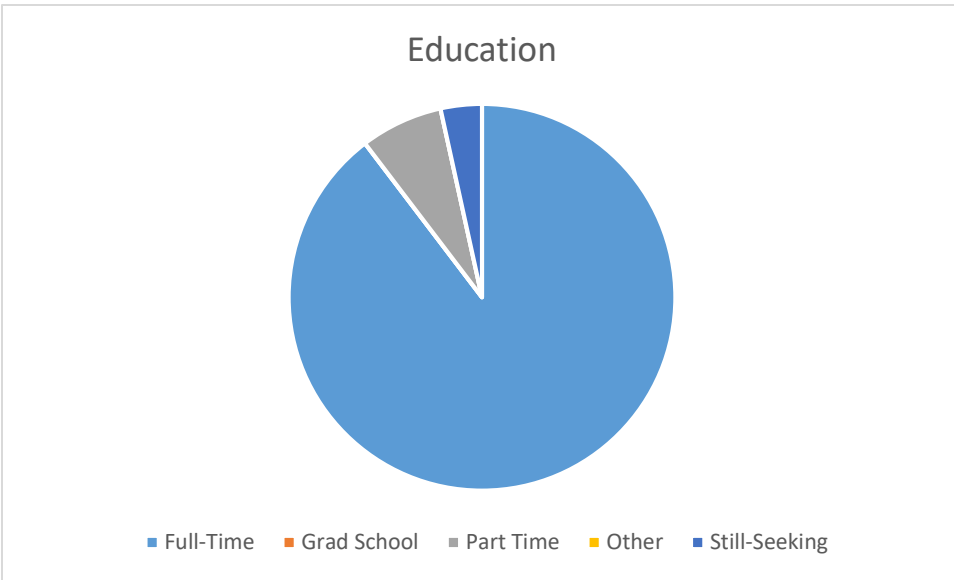
2020	
Number of Responses	31
Level of Excellence	97%
Level of Success	100%
Full-Time	22 / 71%
Grad School	8 / 26%
Part Time	0 / 0%
Other	1 / 3%
Still-Seeking	0 / 0%

Business

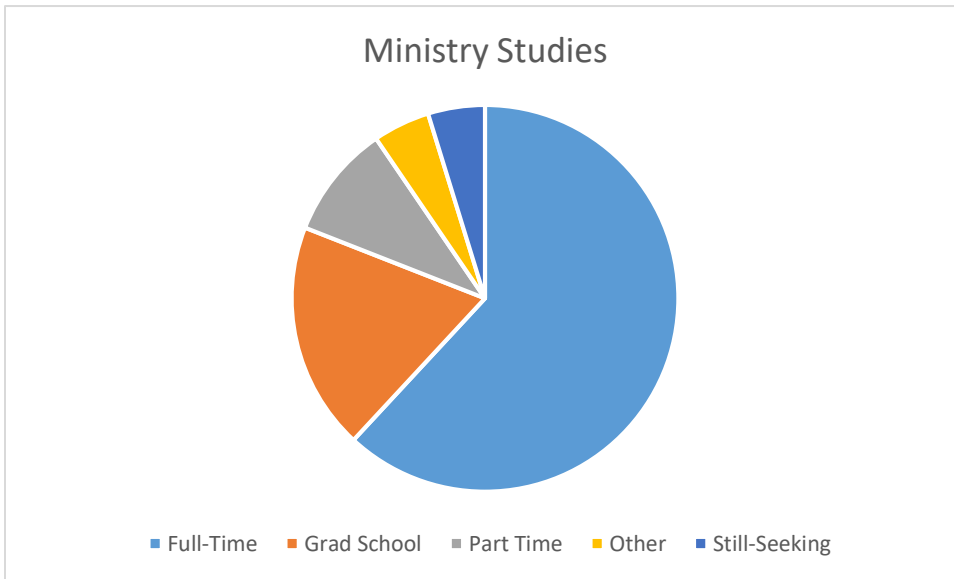


■ Full-Time ■ Grad School ■ Part Time ■ Other ■ Still-Seeking

2020	
Number of Responses	48
Level of Excellence	90%
Level of Success	96%
Full-Time	39 / 81%
Grad School	4 / 8%
Part Time	2 / 4%
Other	1 / 2%
Still-Seeking	2 / 4%



2020	
Number of Responses	29
Level of Excellence	90%
Level of Success	97%
Full-Time	26 / 90%
Grad School	0 / 0%
Part Time	2 / 7%
Other	0 / 0%
Still-Seeking	1 / 3%



2020	
Number of Responses	21
Level of Excellence	81%
Level of Success	96%
Full-Time	13 / 62%
Grad School	4 / 19%
Part Time	2 / 9.5%
Other	1 / 5%
Still-Seeking	1 / 5%