

# Grace College Office of Charter

*Authorizing*

**Smith Academy for Excellence**



**Dugger Union Community School**



# Grace College Office of Charter

**Mission:** Grace College Office of Charter's mission is to provide educational choice by authorizing public charter schools in communities that express a desire for educational alternatives based on need or innovation and by promoting school accountability which impacts academic programs and student achievement.

Grace College Office of Charter equips districts with professional standards and best practices to authorize and support quality public charter schools for all Indiana students.

## *Goals:*

- *To identify and implement best practices in the charter schools Grace College Office of Charter authorizes*
- *To promote a charter school application process that encourages operational performance and high-level student achievement*
- *To uphold school autonomy while maintaining strong accountability that monitors charter effectiveness*

# Grace College Office of Charter

## Our Schools

School	Grades Served	Established	Model
Smith Academy for Excellence	2-12	2012	Traditional
Dugger Union Community School	K-12	2015	Traditional

# Smith Academy for Excellence

*a* Grace College Charter School



## Smith Academy for Excellence

### ADDRESS

725 West Washington Boulevard  
Fort Wayne, IN 46802

### TELEPHONE

(260) 579-6939

### WEBSITE

<http://www.fwsafe.com/>

---

Grades Served:	2-12
Year Opened:	2012
Final Year in Contract:	2017-2018 (7 year charter)
Total Enrollment:	90 students
School Leaders:	Corey Smith Cameron Smith

# Enrollment Data

2015-2016 Academic Year

## Enrollment by Grade

Grade 2	2
Grade 3	4
Grade 4	7
Grade 5	6
Grade 6	6
Grade 7	13
Grade 8	11
Grade 9	14
Grade 10	7
Grade 11	13
Grade 12	7

## Ethnicity

African American	56	62%
Hispanic	1	1%
Multiracial	14	16%
White	17	19%
Asian	2	2%

## Meal Plan

Free	65	72%
Reduced Price	10	11%
Paid	15	17%

## Special Education

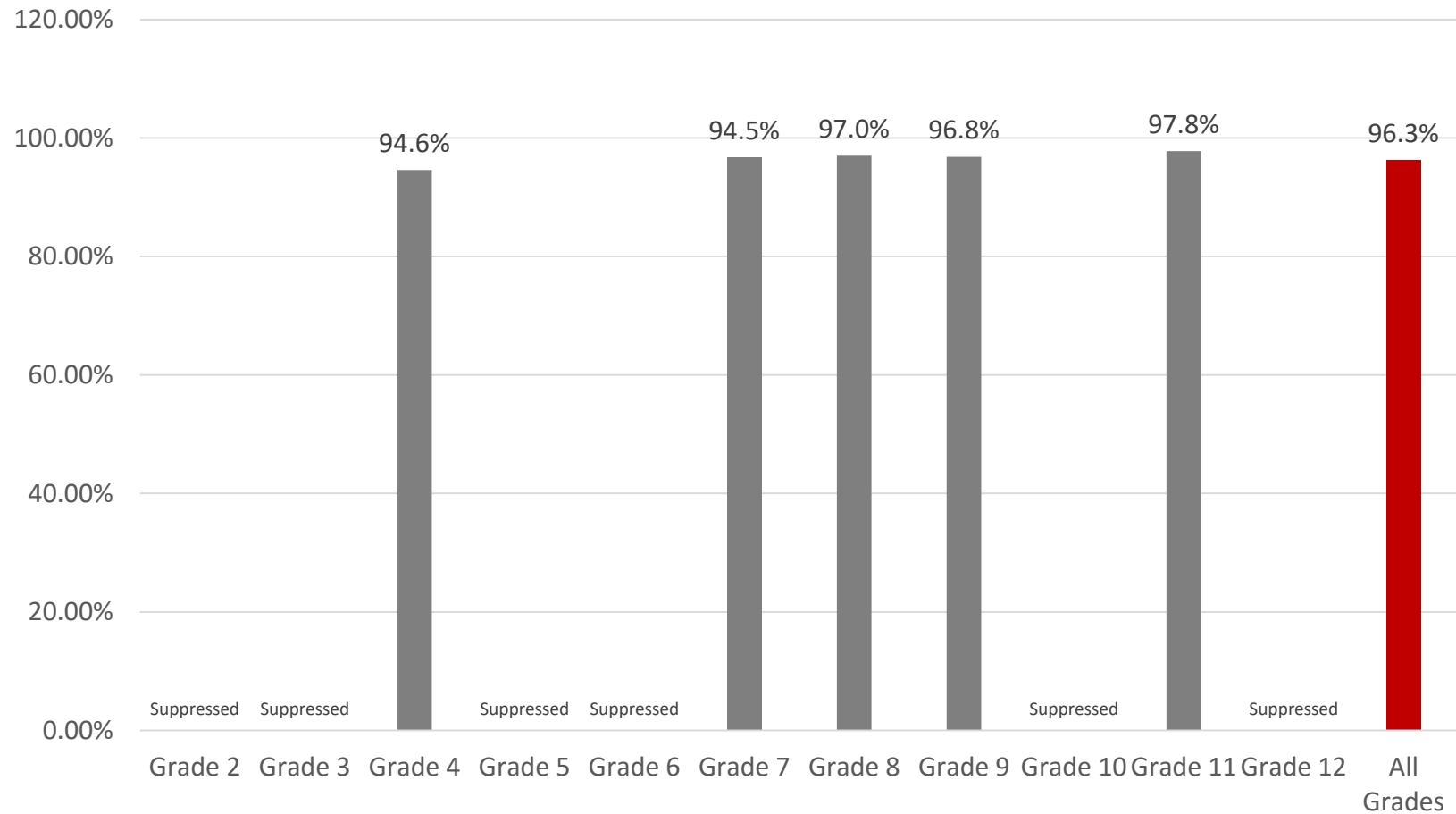
General Education	72	80%
Special Education	18	20%

## English Language Learners

Non-ELL	88	98%
ELL	2	2%

# Attendance Rates

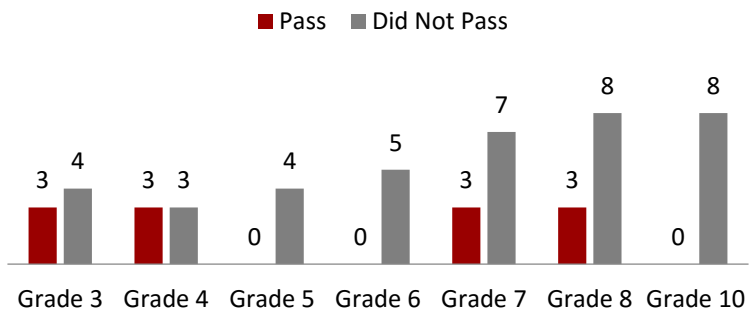
2015-2016 Academic Year



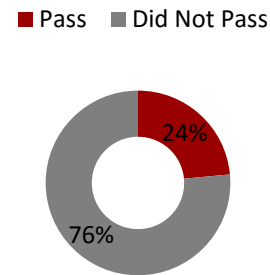
# ISTEP Results

2015-2016 Academic Year

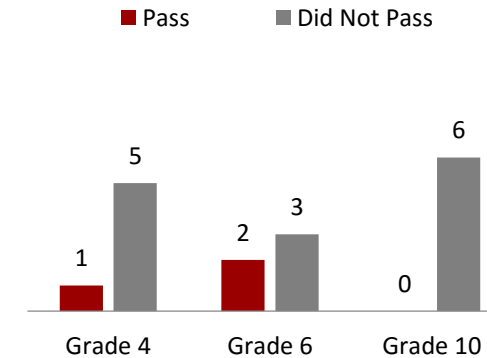
## English Language Arts



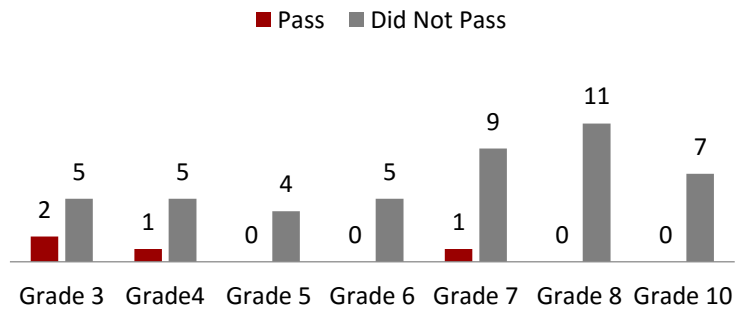
## English Language Arts All Students



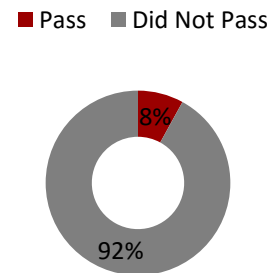
## Science



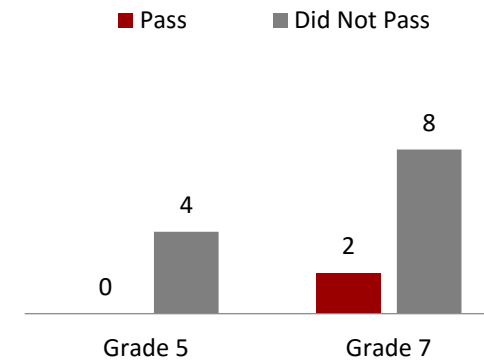
## Mathematics



## Mathematics All Students



## Social Studies

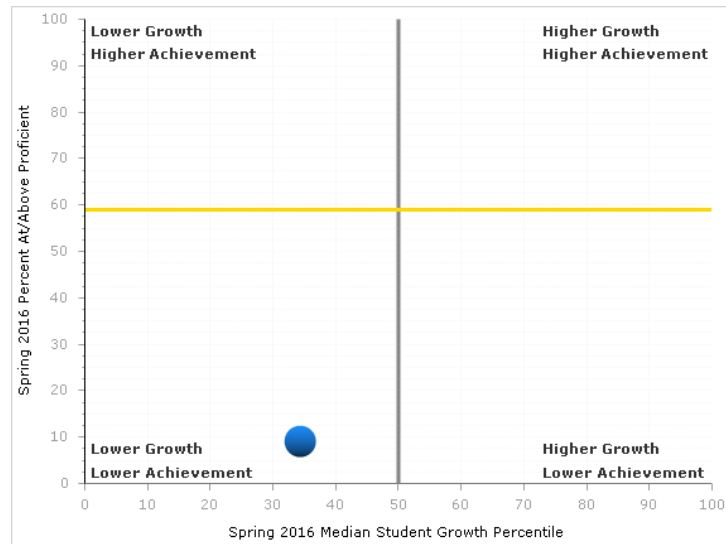


# Student Growth and Improvement

2015-2016 Academic Year (MEDIAN GROWTH AND CHARTS)

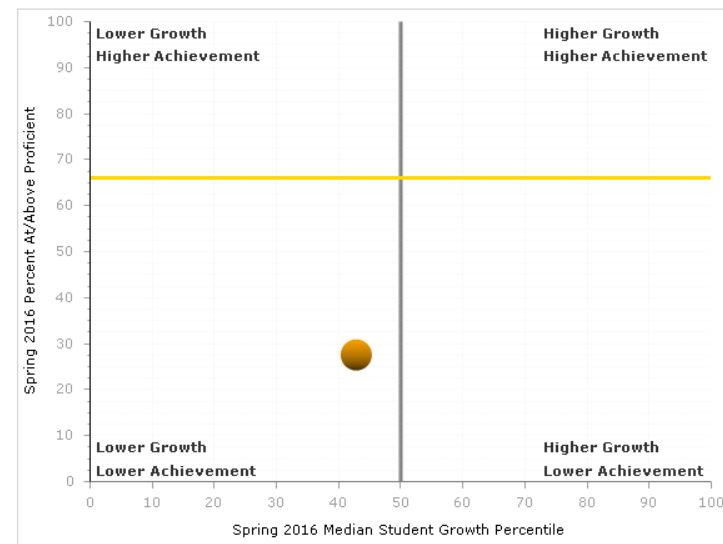
## Mathematics

Students Enrolled	90
Students Tested	43
Pass Percent	9.3%
Median Growth	34.0



## English Language Arts

Students Enrolled	90
Students Tested	43
Pass Percent	27.9%
Median Growth	42.5



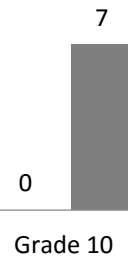


# End Of Course Assessments

2015-2016 Academic Year

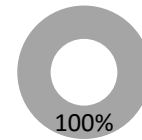
## English Language Arts

■ Pass ■ Did Not Pass



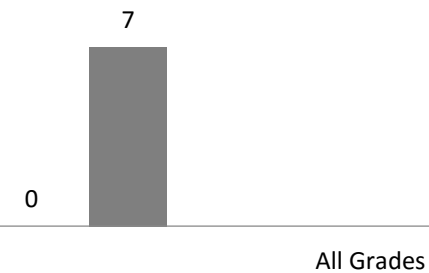
## Both English 10 and Algebra I All Students

■ Did Not Pass



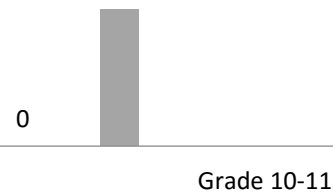
## Algebra I

■ Pass ■ Did Not Pass



## Biology

■ Pass ■ Did Not Pass ■ Suppressed



# Graduation and Expulsion Rates

2015-2016 Academic Year

---

## Graduation Rate

4 students      80%

SAFE had 5 seniors and 4 graduated.

## Expulsion Rate

3 students      3%

# Dugger Union Community School

*a* Grace College Charter School



## Dugger Union Community School

### ADDRESS

7356 East County Road 50 South  
Dugger, IN 47848

### TELEPHONE

(812) 789-2096

### WEBSITE

[duggerunionschools.org](http://duggerunionschools.org)

---

Grades Served:	K-12
Year Opened:	2015
Final Year in Contract:	2022-2023 (7 year charter)
Total Enrollment:	238 students
School Leaders:	Ross Martin Darin Simpson

# Enrollment Data

2015-2016 Academic Year

## Enrollment by Grade

Kindergarten	14
Grade 1	17
Grade 2	8
Grade 3	19
Grade 4	15
Grade 5	13
Grade 6	13
Grade 7	10
Grade 8	17
Grade 9	24
Grade 10	29
Grade 11	31
Grade 12	28

## Ethnicity

African American	0	0%
Hispanic	5	2%
Multiracial	1	<1%
White	231	97%
Asian	1	<1%

## Meal Plan

Free	98	41%
Reduced Price	19	8%
Paid	121	51%

## Special Education

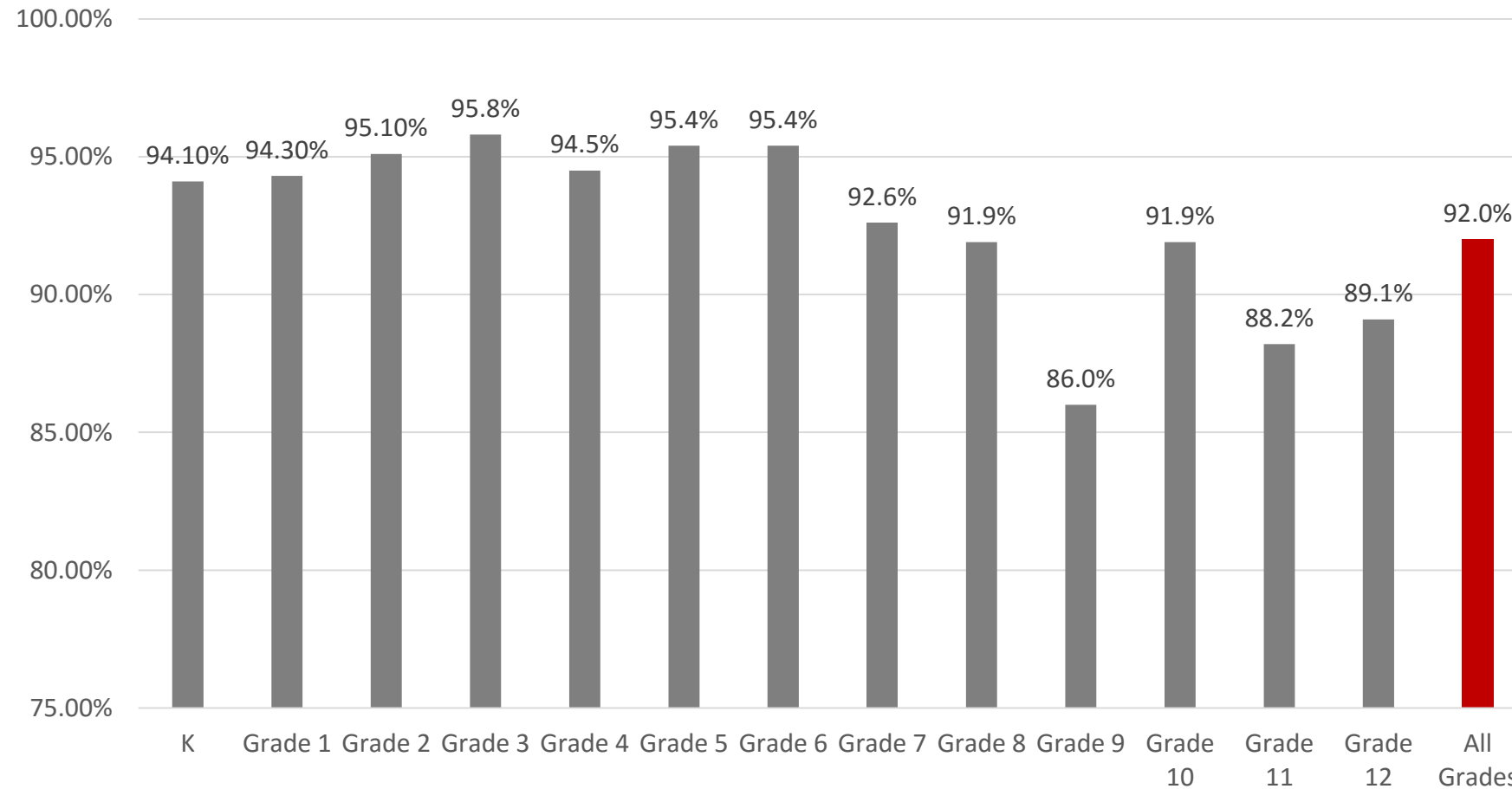
General Education	208	87.3%
Special Education	30	12.7%

## English Language Learners

Non-ELL	238	100%
ELL	0	0%

# Attendance Rates

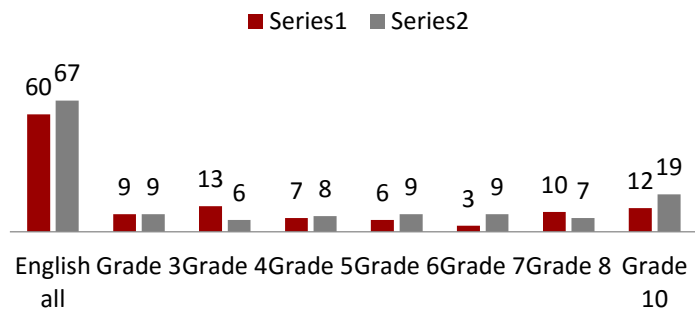
2015-2016 Academic Year



# ISTEP Results

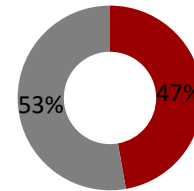
2015-2016 Academic Year

## English Language Arts



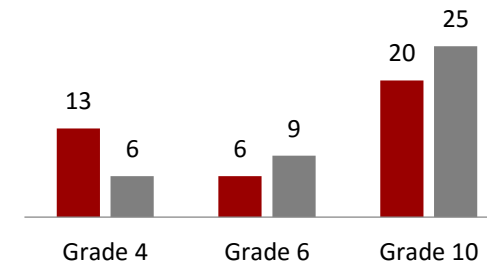
## English Language Arts All Students

■ Pass ■ Did Not Pass

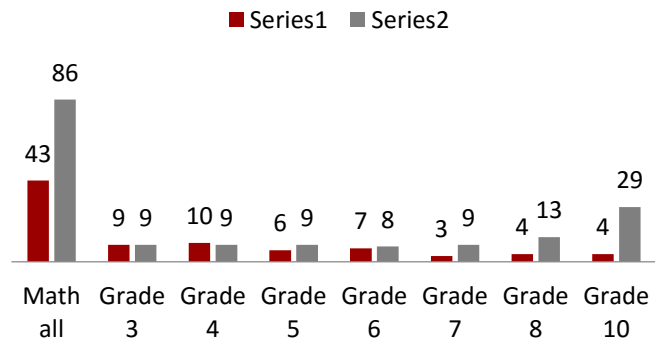


## Science

■ Pass ■ Did Not Pass

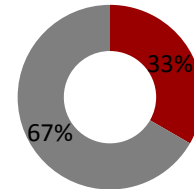


## Mathematics



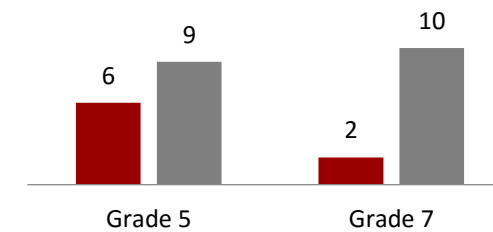
## Mathematics All Students

■ Pass ■ Did Not Pass



## Social Studies

■ Pass ■ Did Not Pass



# Student Growth and Improvement

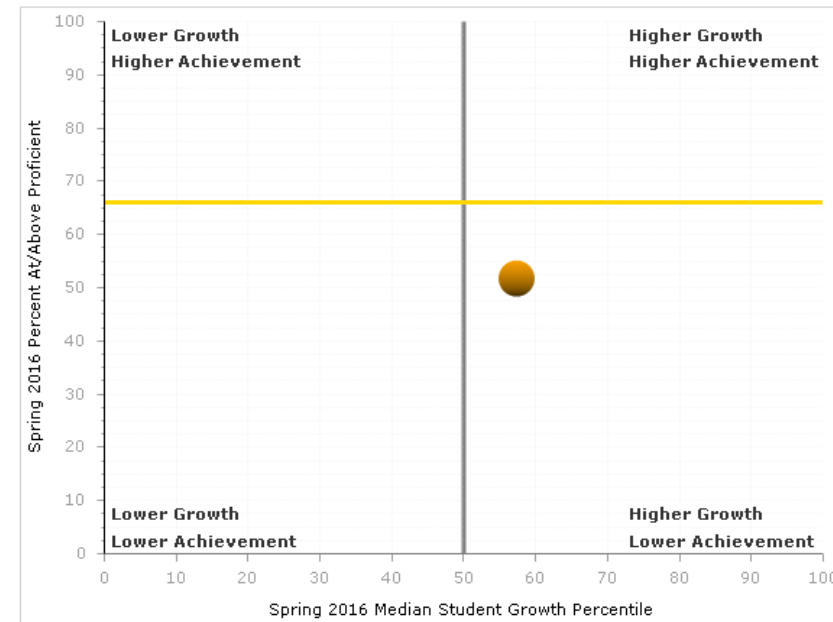
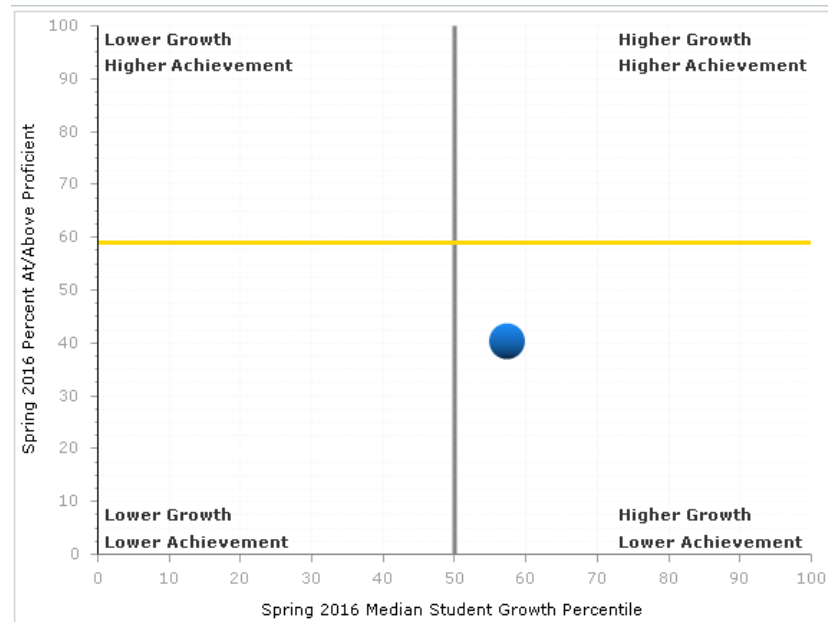
2015-2016 Academic Year

## Mathematics

Students Enrolled	238
Students Tested	96
Pass Percent	40.6%
Median Growth	57.0

## English Language Arts

Students Enrolled	238
Students Tested	96
Pass Percent	52.1%
Median Growth	57.0



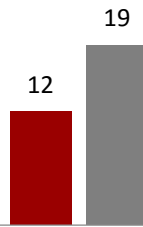
# End Of Course Assessments

2015-2016 Academic Year

---

## English Language Arts

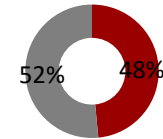
■ Pass ■ Did Not Pass



Grade 10

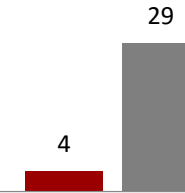
## Both English 10 and Algebra I All Students

■ Pass ■ Did Not Pass



## Algebra I

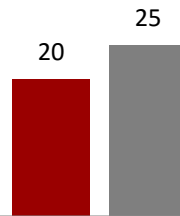
■ Series1 ■ Series2



Grade 10

## Biology

■ Series1 ■ Series2



Grade 10-11



# Graduation and Expulsion Rates

2015-2016 Academic Year

---

## Graduation Rate

90%

## Expulsion Rate

4 students

1.7%

# Status of Authorizer's Charter Schools

2015-2016 Academic Year

Status of Schools	
Approved but not yet open	Otwell Miller Academy (2017)
Open and Operating	Smith Academy for Excellence (2012)
	Dugger Union Community Schools (2015)
	Seven Oaks Classical Schools (2016)
Closed or having a charter that was not renewed	None

# Decision Making Body

*for the* Grace College Office of Charter

---

## Application Review Committee

Dr. Carrie Yocum	Vice President of Administration and Compliance
Paul Blair	Vice President of Financial Affairs
Dr. John Lillis	Executive Vice President of Academic Affairs
Tim Ziebarth	Executive Dean School of Professional and Online Education

## Board of Directors

William Burke	Rev. John McIntosh
Robert Vitoux	Mark Miller
Janet Minnix	Stephen Miller
Daniel Allan	Loren Neuenschwander
Robert Bishop	Daniel Renner
John Carini	Scott Silveus
Kip Cone	John F. Smith
James Custer	Letitia Williams
Greg Dosmann	Michael Yoder
Kevan Johnston	Nathan Zakahi
Lamarr Lark	Janine Zeltwanger
Phyllis Marwah	

# Authorizer Action

*by* Grace College Office of Charter

---

## Administrative Fees Collected

School ID	School Name	Basic Tuition Support	Monthly Basic Tuition Support	% Charged	Yearly Administrative Fee
0242	Smith Academy for Excellence	\$648,411	\$50,034.25	3%	Reinvested in School
7952	Dugger Union Community School Corp.	\$1,039,162.00	\$86,596.83	3%	\$31,174.86

## Use of Fees Collected

The fees collected were used to cover the expenses associated with legal consultants , charter school memberships (including dues and license fees), and travel expenses.

# Contact Information

---

## ***at* Grace College:**

Tim Ziebarth	charterschools@grace.edu
Lorraine Bingham	charterschools@grace.edu
Melissa Chappell	charterschools@grace.edu

## ***at* Smith Academy for Excellence:**

Mr. Corey Smith	corey@fwsafe.com
Mr. Cameron Smith	cameron@fwsafe.com

## ***at* Dugger Union Community School:**

Mr. Ross Martin	rmartin@duggerunionschools.org
Mr. Darin Simpson	dsimpson@duggerunionschools.org

# Compliance

---

Grace College Charter Schools uses the Accountability System developed by the Indiana Charter School Board, 2012.