

Smith Academy for Excellence

a Grace College Charter School



Smith Academy for Excellence

ADDRESS

725 West Washington Boulevard
Fort Wayne, IN 46802

TELEPHONE

(260) 579-6939

WEBSITE

<http://www.fwsafe.com/>

Grades Served:	3-11
Year Opened:	2012
Final Year in Contract:	2017-2018 (7 year charter)
Total Enrollment:	63 students
School Leaders:	Thomas Smith Corey Smith Cameron Smith

Enrollment Data

2014-2015 Academic Year

Enrollment by Grade

Grade 3	4
Grade 4	3
Grade 5	3
Grade 6	4
Grade 7	9
Grade 8	11
Grade 9	7
Grade 10	11
Grade 11	11

Special Education

General Education	55	87.3%
Special Education	8	12.7%

Ethnicity

Black	42	66.7%
Hispanic	2	3.2%
Multiracial	9	14.3%
White	9	14.3%
Asian	1	1.6%

English Language Learners

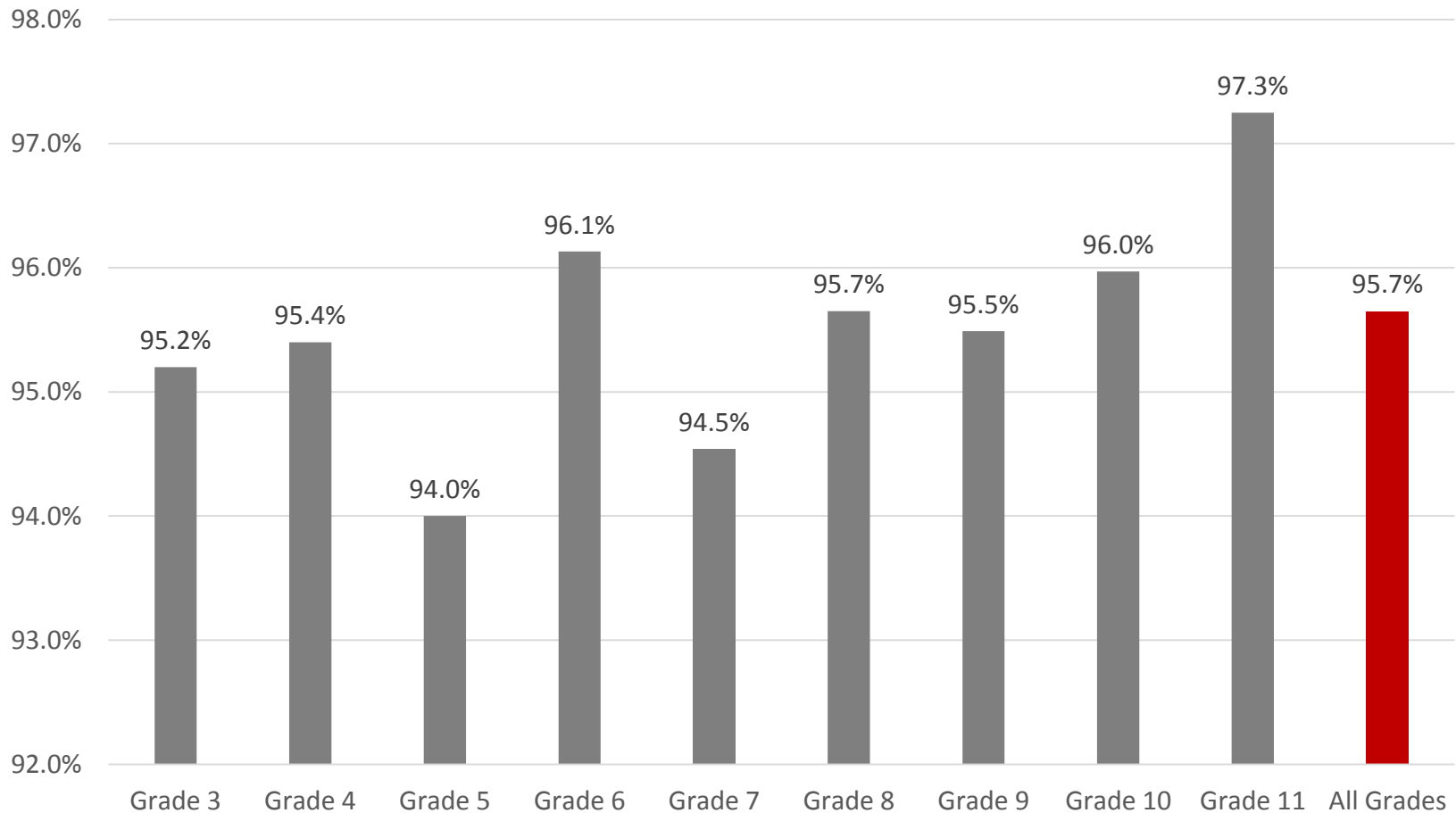
Non-ELL	62	98.4%
ELL	1	1.6%

Meal Plan

Free	47	74.6%
Reduced Price	6	9.5%
Paid	10	15.9%

Attendance Rates

2014-2015 Academic Year

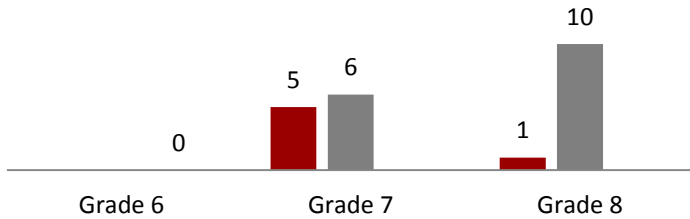


ISTEP Results

2014-2015 Academic Year

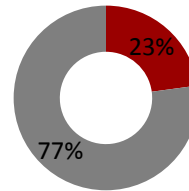
English Language Arts

■ Pass ■ Did Not Pass ■ Suppressed



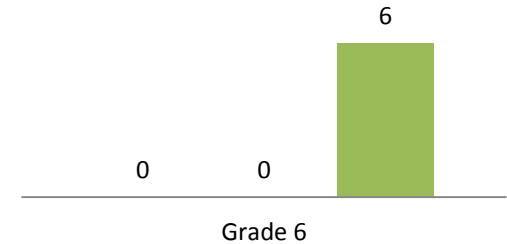
English Language Arts All Students

■ Pass ■ Did Not Pass



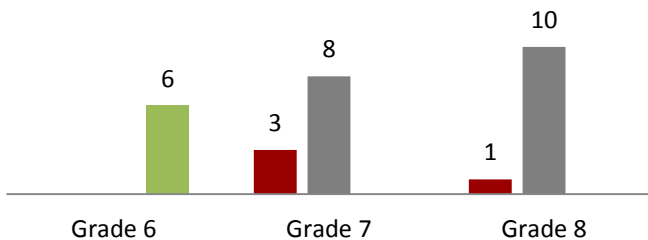
Science

■ Pass ■ Did Not Pass ■ Suppressed



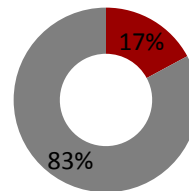
Mathematics

■ Pass ■ Did Not Pass ■ Suppressed



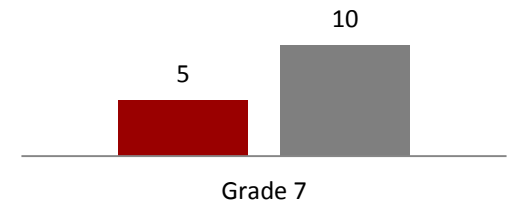
Mathematics All Students

■ Pass ■ Did Not Pass



Social Studies Grade 7 Students

■ Pass ■ Did Not Pass



Student Growth and Improvement

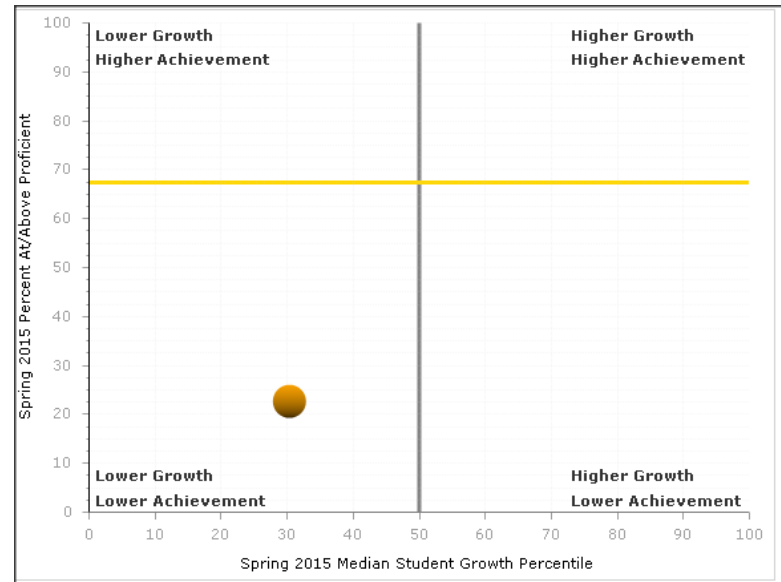
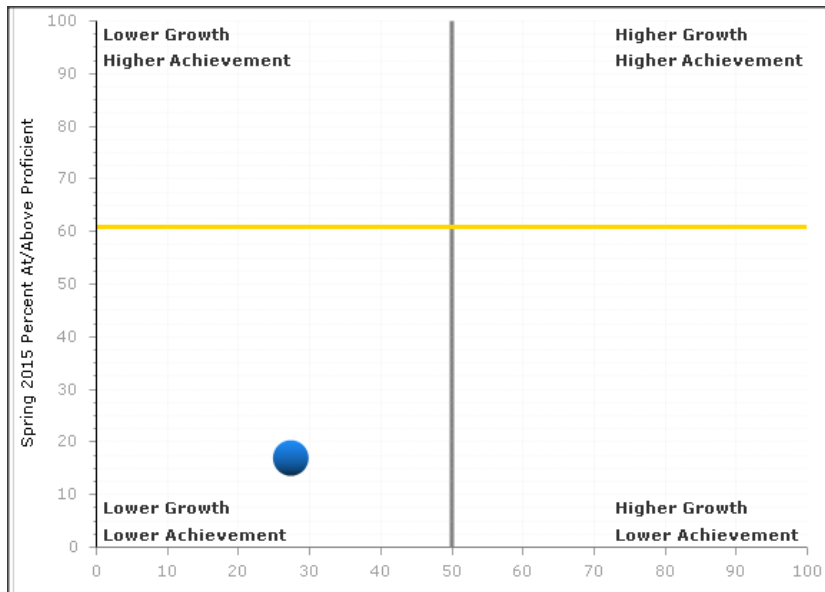
2014-2015 Academic Year

Mathematics

Students Enrolled	63
Students Tested	35
Pass Percent	17.1%
Median Growth	27.0

English Language Arts

Students Enrolled	63
Students Tested	35
Pass Percent	22.9%
Median Growth	30.0



End Of Course Assessments

2014-2015 Academic Year

English Language Arts

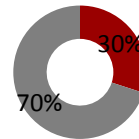
■ Pass ■ Did Not Pass



Grade 10

Both English 10 and Algebra I All Students

■ Pass ■ Did Not Pass



Algebra I

■ Pass ■ Did Not Pass ■ Suppressed



All Grades

Biology

■ Pass ■ Did Not Pass ■ Suppressed



Grade 10-11

Graduation and Expulsion Rates

2014-2015 Academic Year

Graduation Rate

0%

Because S.A.F.E. only enrolled students in third through eleventh grade, no students concluded their high school careers.

Expulsion Rate

4 students 6%

Status of Authorizer's Charter Schools

2014-2015 Academic Year

Status of Schools	
Approved but not yet open	None
Open and Operating	Smith Academy for Excellence (2012) Dugger Union Community Schools (2015)
Closed or having a charter that was not renewed	None

Decision Making Body

for the Grace College Office of Charter

Application Review Committee

Dr. Carrie Yocum	Vice President of Administration and Compliance
Paul Blair	Vice President of Financial Affairs
Dr. John Lillis	Executive Vice President of Academic Affairs
Tim Ziebarth	Executive Officer of Academic Affairs

Board of Directors

William Burke	Rev. John McIntosh
Robert Vitoux	Mark Miller
Janet Minnix	Stephen Miller
Daniel Allan	Loren Neuenschwander
Robert Bishop	Daniel Renner
John Karini	Scott Silveus
Kip Cone	John F. Smith
James Custer	Letitia Williams
Greg Dosmann	Michael Yoder
Kevan Johnston	Nathan Zakahi
Lamarr Lark	Janine Zeltwanger
Phyllis Marwah	

Authorizer Action

by Grace College Office of Charter

Administrative Fees Collected

School ID	School Name	Basic Tuition Support	Monthly Basic Tuition Support	% Charged	Yearly Administrative Fee
0242	Smith Academy for Excellence	\$600,238.00	\$50,019.83	3%	\$18,007.14

Use of Fees Collected

The fees collected were used to cover the expenses associated with legal consultants , charter school memberships (including dues and license fees), and travel expenses.

Contact Information

at Grace College:

Tim Ziebarth tziebarth@grace.edu

Lorraine Bingham charterschools@grace.edu

at Smith Academy for Excellence:

Mr. Corey Smith corey@fwsafe.com

Mr. Cameron Smith cameron@fwsafe.com

Compliance

Grace College Charter Schools uses the Accountability System developed by the Indiana Charter School Board, 2012